



Kumon EIC 2nd Overseas Study Tour 2014 Report

Yogyakarta, Indonesia

23rd – 29th December, 2014

Aim of Overseas Study Tour

1. To experience Indonesian culture and see the reality of the world.
実際に自分の目で見ることで、それぞれの国の文化や抱えている問題を知ること
2. To think what we can do.自分には何ができるか考えること.
3. To try to use and communicate in English as a tool.
世界の共通語である英語を使って、コミュニケーションをとること
4. To motivate yourself to try hard and achieve your goals.
積極的に挑戦しようとする力、目標に向かって努力しようという意欲を高めること
5. To share and learn ideas with many people.
いろいろな年代の参加者との交流で、多くの考え方やアイデアを知ること

Study Tour Schedule

Date	Time	Contents
12/23 Tue	AM	Meet at Narita/Kansai international airport.
	Night	Arrive at Yogyakarta → Hotel → Good night!
12/24 Wed	AM	Orientation (Let's see and feel Yogyakarta Sultan Palace tour)
	PM	Tamansari tour / Kota Gede tour
12/25 Thu	AM	World heritage BOROBUDUR
	PM	Let's try Yogyakarta culture Make your Batik
12/26 Fri	AM	Cultural exchange Visit local school and communicate with kids and introduce Japan.
	PM	Let's see the reality Visit local kids house.
12/27 Sat	AM	Let's try Indonesian traditional Planting rice and play with local kids.
	PM	Let's see the reality communicate with street children
12/28 Sun	AM	Join HoshiZora Forum
	PM	Last meeting in Indonesia. Move to airport.
12/29 Mon	AM	Safely arrive back Japan.

Day1 Goals:

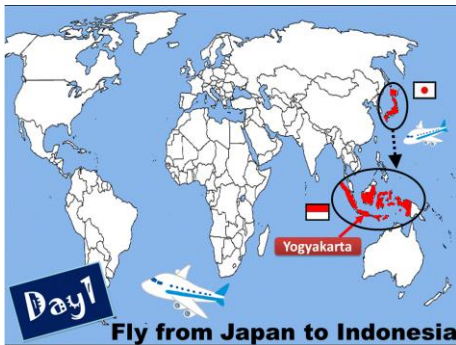


1. Travel from Japan to Jogjakarta safely
2. Check in to the Hotel

We are 2nd OST members.



We went to Yogyakarta, Indonesia last December. In EIC we learned many things about many countries. We want to see the reality by our own eyes and feel it.



Day 1 We went Yogyakarta by airplane, and arrived safely.

Selamat Siang!



Day2 - City Tour

Let's see and feel Yogyakarta!

"Familiarization, Learn & Fun"

OST Goals:

1. To understand why we are here and what we can learn
2. To get familiar with Jogjakarta



Indonesian street was very crowded. And, there were many trash. I think Japanese street is clean. Let's keep Japanese road clean.



We went to Kraton which is place of king of Yogyakarta

It's the picture we took there! It was so hot. We saw many things about king. Some of them are related to Japan, so I was glad to see them. Also, we ate lunch which king usually eats there. It was so delicious, but it's not gorgeous so much as we thought. We could feel familiar to king. After around the Kraton, we went to a place called Kota Gede. Kota Gede means "Big City" and it is the oldest city in Central Java. The road was very narrow and complicated, but local children were running around on a motorcycle. We learned not only different but some same culture between Indonesia and Japan. For example, green color means a symbol of peace in both countries. If the beginning of name is "R", she is princess in Indonesia.

Day3 City Tour

Let's explore Indonesian cultural heritage!

"Familiarization, Learn & Fun"

OST Goals:

1. To get familiar with Jogjakarta, - explore 1 heritage in Yogya, (Borobudur)
2. To learn and explore about Indonesia culture (Batik)



We went to Borobudur, King Boko and Ramayana ballet show. We went to Borobudur! Borobudur is world heritage. We pick garbage and treasure hunt. Treasure hunt is very difficult. There are so many garbage. I feel Japan is very clean. I hope one day, Borobudur will be clean like Japan

Borobudur!

World Heritage



We went to
King Boko

the father of
Rara Jonggrang



Next, we went to KingBoko. There's located in the prambanan area. We could see beautiful prambanan's area from there. And there has mysterious story. We ate dinner and watched CLs play about Ramayana there. In Indonesia, there are many many mysterious building.

I introduce Ramayana ballet show. It was beautiful and very powerful.

RAMAYANA BALLETS



Ramayana Ballet
was very powerful
and very fun!

Day4

Education in Indonesia

Let's visit local school & Local house.

"Cultural Exchange"

OST Goals:

1. To learn simple ways to contribute to society
2. To gain confidence and sense of achievement through action
3. To learn Indonesian culture and share Japanese culture
4. To understand the life style of Adik Rintang



Do you know who Mega san is?



She is a principal of Hoshizoara foundation. Hoshizora is a foundation which supports children's education. It's not only supporting in money, but also maintaining communication. We visited a local school, and found differences in textbook and studying style. They have group work and presentation. In

Japan, there is no group work and the teacher is not strict.



We heard Indonesian music. It was different from Japan.

The music was very good. I was very enjoyed. We introduced about Japanese tea to Indonesian kids. I was very nervous. Because Indonesian kids was very shy. Maybe, Indonesian kids do not understand about Japanese tea. So, I wanted more share it.

We donated pianicas, soccer balls, books and a lot. I think this donation should be continued. About pianisas, Mai is taking action, Happy Music 運動, and I am taking action as well. It is Toin semyum bingtan 運動 We should take action! We should do something!



ADIK BINTANG

the child being supported by his or her Kakak Bintang.

KAKAK BINTANG

support a child to go to school.



In the Afternoon...

① We visited Adik Bintang house.

I met two children. They are one boy elementary school and a girl high school students. We talked about school, life and so on. We had a very good time. I was surprised that there are too many differences between Japan.



② We made our own Batik.

Batik is a technique of wax-resist dyeing applied to whole cloth, or cloth made using this technique. We felt making drawing batik is very difficult. Batik is a traditional objects in Indonesia, Let's try it next time!

BATIK



We felt it's very difficult to make




Batik

*technique




*cloth made using this technique.



③ We went shopping at Malioboro.

But souvenirs sell well and low, price.



Day5



Communicate with local kids

Let's try, play and talk!

"Challenge & Raise Awareness, Social Contribution

OST Goals:

1. To challenge ourselves by doing many activities.
2. To explore, have fun, while learning Indonesian culture.
3. Social contribution (Let's cook and share)
4. To raise awareness towards the reality & problem in the world, and



Challenge the traditional way!



In Japan we use machine to plant rice but in Indonesia, they all did it with hand and buffalo. So we are very tired. But we were very enjoyed!! We thought it was a hard work.

Eating rice culture is same in Japan. We felt ache hip when we rode buffalo.

We enjoyed playing game with children in the village. Communicating with them was difficult but local kids and we were happy just to play activities/games together!

Japanese kids play more in indoors such as TV games. So it was great experience to play outside in beautiful/tropical nature of Indonesia.

In the Afternoon...

Let's cook for street children!

Cooking



Onigiri
Karaage
Okonomiyaki
Potato salad

It is the time for socialized with street children. At first, we all Overseas Study Tour members cooked dinner for street children.

Those were Karaage, Onigiri, Potato salad, Okonomiyaki, and so.

We cooked Karaage. I put soy sause and ginger on the meat. It was fun.

I recognized they didn't finish up their dishes, even they kept! Then I asked

camp leader, "Why are street children keeping their food?" The answer was, "Their parents are poor, so they saving their food to bring back home to share." It was surprised for me! After the dinner, street children and we did some activities together; sang some songs, did Origami and talked a lot.

Eat and Talk with Street Children



Talk about Dream



Donate



Day6 Communicate with local kids

Let's try, play and talk!

Confidence, Fun & Closing

OST Goals:

1. To interact with Hoshizora (HZ)
2. Saying good bye to HZ
3. Closing of Study Tour – Reflect on what we have felt and learned.



HoshiZora Forum in the Zoo




Komodo dragon



We went to Gembira Loka zoo with Hoshi Zora kids. So I was looking forward to going to there. But I was not able to pick up garbage so much. I regret that I didn't talk with Hoshi Zora kids. By the way we watched Komodo dragons in the zoo. Do you know Komodo dragons? Komodo dragons are big lizard. Komodo dragons live in only Indonesia!!

😊each country has each good point😊

So I thought that it was very important that each country had each good point.



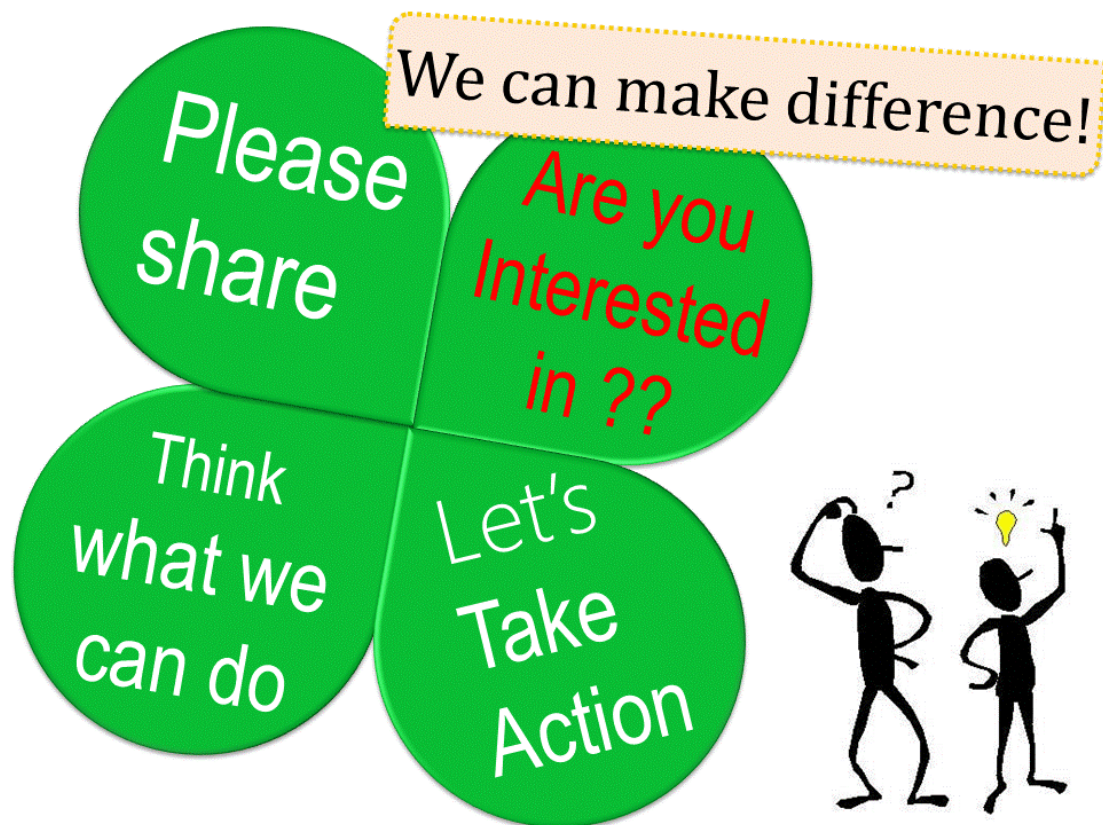
I introduce KRUPUK. It is the simple cooking that we only fry in oil. We can buy it on the internet. Everybody, please eat, too!

Day7

We fly back to Japan safe and sound.



And we should think about what we can do.



I learned a lot through this tour as other member said, and I want you to ask a question.

Do you get interest in Indonesia & issues which they are faced with?

If you do, maybe some of you think what I can do for them or to solve it. I want to share my idea; please share what you heard and learned today.

If many people do, many people will think what can they do as you did. So, many solutions are thought and the situation will be improved, isn't it? Just keep in contact with them as friends and care about the school or people we visited is also fine.

Let's take an action.

If we do, we can make difference.



Terima -Kasih!



公文教育研究会 グローバルネットワークチーム

〒532-8511 大阪府大阪市淀川区西中島 5-6-6

公文教育会館

TEL : 06-6838-2683 / FAX : 06-6838-2664

E-mail : english.camp@kumon.co.jp