

DAY 1

Schedule:

1. Travel from Japan to Indonesia
2. Checking into the hotel



On the airplane, on our way to Indonesia.



Checking into the hotel, and our first briefing in Indonesia.



Welcome to Indonesia and let's start our journey!

DAY 2

Schedule:

1. Tour Around Monas
2. Tour Around TMII (Taman Mini Indonesia Indah – miniature of Indonesia)
3. Watch “Indonesia Indah” Movie
4. Activities at House of Pottery



Monas is a tall tower which images Indonesian’s fighting spirits!

When Soekarno was president, this tower was build.

This picture is taken in TMII!!!

TMII is like miniature Indonesia!!!

For example, Java, Bali, Jogjakarta, Sumatera island’s traditional house and traditional costume.

We can look at this all!!



We learned that even though Indonesia has many different cultures, religions, and skin colors... All Indonesian people live in peace and harmony...



This is Varanus komodoensis (コモドドラゴン). We saw in TMII.

Do you know “Imoto Ayako (Japanese comedian)”?

She fought with this!! So scary!!

Everyone is making each pottery very hard at the Pottery House. There are various shapes!! Butterfly turtle flower and so on...

We also listened to important presentations by Mr. Katsumata (Indonesian Kumon 社長) & Professor Chiba.



Comments:

1. We did so many activities. At TMII, we went around “Miniature Indonesia.” I learned that Indonesian people live in peace and harmony even they have different religions, cultures, skin colors, and languages. I think it is important!

We also watched the movie of Indonesian culture. However, the screen was so huge! It was about three times the size of Japanese one!

At Pottery, Everyone made the plate and the ornament of favorite shape respectively.

(Kanakano Noto—大 1—EIC 2002)

2. I saw a Komodo dragon swallowed a marmot alive in TMII. Komodo dragon is a large species of lizard found in Indonesia island of Komodo. Komodo dragon is a UNESCO World Natural Heritage site. It is said that Komodo dragon is the survivor of the dinosaur. I was so surprised that

Komodo dragon can climb a tree and attack humans. I heard about Kumon’s students from Mr. Katumata (社長) at Widayanto house. I thought Indonesian students study very hard because many students in Indonesia study 5 years of forward. After that I went to pottery class. Making pottery was so fun. I wanted to make the pottery with SAJA and Rumah Singgah kids.

(Masayoshi Yamamoto—小 4—EIC 2010)

DAY 3

Schedule:

5. Activities at SAJA (School of Street Children)
6. Social Contribution: English Picture Book Project, Teaching Japanese culture
7. Let's Cook & Share Project
8. Go Green Project



This is the playground and environment of SAJA School... It is very different from what we have in Japan, it is very sad



SAJA is a school under the bridge of highways... we were very shock when we saw this, but the children look very happy!



We did social contribution by teaching about Japanese Cultures! We taught them about Japanese Calligraphy, show Japanese Yukata, teaching Origami, sing together, and we also did presentations about famous Japanese places by showing them pictures!



This is our next activity. Let's Cook and Share!! All study tour members cooked Indonesian food together and shared to all SAJA kids. Then we had lunch together. Yummy!!!



Go Green!

We supported Indonesian Go Green project, and planted 4 mango trees in front of SAJA school. We hope that it will keep our friendship stronger and one day we can come to SAJA again to enjoy together the fruits of our friendship!

English Picture Book Project!

From all the donations, we were able to collect 136 books!!

We gave some to SAJA kids, and they are very very happy!!

They will put on their little library!



Comments:

1. On the day 3, we went to SAJA. I was very glad when the SAJA children listened to our report about Japan and introduction of our traditional play and clothes carefully. In SAJA, the environment which the kids study in is not so good for them. There's a lot of garbage, and little space. However, their eyes are pure and they wanted to study more. I think that these children should be the leader of the next generation. I don't know what I can do for them now, but I want to continue to think about it from now on.

(Haruka Kikuchi—高1—EIC 2004)

2. SAJA kids listen carefully to our presentation of Japan. I am so glad. We planted mango tree, when tree bear fruit, kids can eat. This is so happy things. They will share this fruit. Their food will increase. I wish they still feel happy.

(Rio Shimoda—小6—EIC 2010)

DAY 4

Schedule:

1. Activities at Chinangneng Village
2. Visiting Rumah Singgah Al-Bahra (greet Al-Bahra kids)



Today we visited Chinangneng Village. We looked around this village and heard the explanation of the nature. We first tried anklung in our activities. We saw natural life in this village.



This picture is one of activities at Cinangnen Village. In there, I enjoyed rice planting. It's very similar to rice planting in Japan. But, they don't have modern machine. They use Buffalo. So, I think it's very very hard.



Through dancing and playing Gamelan music, we touched Indonesian culture.

We enjoyed it.



We also made traditional food. It tasted like Japanese *mochi*.

In the drink, ginger and lemon grass were used so it good for our health.



We crossed the river too. River was dirty but there were some children who washed their body in the river.



After leaving village, we went to Rumah Singgah. There are many garbage. Rumah Singgah kids parents are garbage collector, but children have strong will to study and they have their dream! When I heard this fact, I was so sad. But I was happy to see their smile. It showed that reason of their smile. They want to study and learn something. We played with children and asked some question about the school.

Comments:

1. We saw natural life style in Chinangneng Village and we did many activities. In Rumah Singgah, we communicated with lot of children. Their environment is not clean and the class was small but I felt that the class was filled with children's dream. I remember the words that teacher said," To push their motivation is necessary". Today we both learned the Indonesian culture and the reality. I could also find next subject what we need to do.

(Seina Fujiwara—高3—EIC 2002)

2. I feel many realities of Indonesia. At the same time,I feel great chance to change better. I'm sure children will be able to change the reality with us!

(Tomoka Nakamura—小6—EIC 2009)

DAY 5

Schedule:

1. Go to Taman Safari with Al-Bahra kids
2. Activities with Al-Bahra kids (played games, watching Cowboy show, etc)
3. English Picture Book Project
4. Ride Elephant



I saw many street children on the way to Taman Safari.
The street children asked us money.



In Taman Safari, we fed many animals with carrots and bananas.



Later we met Al-Bahra kids. They are from poor village and some of them have to pick up garbage as work. Later, we played and enjoyed together. Al-Bahra kids were so cute. They gave many smiles to us. We felt sad when we had to say “Goodbye” to them.



We became friends soon because we played local game though we had different languages. And we was surprised that they were very cheerful. Al-Bahra children are so cute. They gave a lot of smile and relief.



Al-Bahra Kids ate KFC. KFC is a precious food for them. Their families are poor, so some of Al-Bahra kids didn't eat lunch and keep the lunch box that we gave for their family.



We watched Cowboy show together. Al-Bahra kids never watch Cowboy. They didn't know what is Cowboy. So they were very happy!!



We gave some books from English Picture Book Project!

We also gave some presents and donation to the school. They were very happy!!

We are happy to see their smile...

Comments:

1. Day5 I learned a lot of things. We have different lifestyles, different languages. But we played tag together and became friends in a short time. I was so happy. In Indonesia I had a lot of fun but felt many problems. Looking working street children, I had mixed feelings.

(Kosuke Torii—小6—EIC 2010)







2. I went to Safari Park with Al-Bahra kids. There, I was able to feed a lot of animal very close. Later, we met Al-Bahra kids. They enjoyed playing with us. When I saw them playing, I felt that they may be happy and that we were same people.

(Yuki Hiroshima—高1—EIC 2005)

DAY 6

Schedule:

1. Tour around Bandung & Shopping
2. Ride Andong (horse carriage)
3. Watch performance at Saung Angklung Mang Udjo

 <p>We went to Bandung. It is West Java. We ride Andong! Andong was big. We were very surprised!</p>	 <p>There were many horses in Bandung. They are very cute. This is the horse's hair of Andong.</p>
 <p>This is Andong which is traditional vehicle in Indonesia. There have many color variation. And the style of this seat becomes two lines. In Jakarta, getting people seems to face each other. After that we went to Saung Angklung Mang Udjo. The</p>	
   <p>first photo is a stage before performance. We watched performance with traditional musical instruments made from bamboo, called Angklung. After that we play the Anklung with all people in there. It was so fun!! The performance was very powerful!! We can feel world peace through music!!</p>	

Comments:

1. Andong were various. And Horses were kinds of hairstyle. For example, horse's hairs were colorful and wore their hair in braids. It was wonderful.

(Maki Mukai—小 5 —EIC 2009)

2. Rode Andong was so excited. Performance in Saung Angklung Mang Udjo was excited!! Sounds which they made are beautiful. Children in there were very cute. I was able to spend a wonderful day.

(Kana Kawai—中 1 —EIC 2009)

DAY 7

Schedule:

1. Visiting Textile Museum
2. Making Batik
3. Shopping for souvenirs at a local supermarket.
4. Left Indonesia for Japan



We visited Textile Museum. There were many textiles from various areas in Southeast Asia.

Different areas have different designs! Wonderful!



Batik is Indonesia's traditional cloth. After we travel around the museum, we made our own batik. We had to draw the pattern using a hot wax and dry them under the sun.



It's time to say goodbye to Indonesia.

Terima kasih! (Thank you!)

Comment:

1. Traditional textiles were attractive. I like "Batik", a design of Indonesian clothes. I drew some patterns on a cloth with special pen. The ink was wax melted by heat. It was very difficult to draw pictures before wax became solid.

And at last, an airplane left for Japan with many memories, thoughts, and souvenirs

(Yusuke Kanakubo 一六二 - EIC 2002)